

Technical Data
Data Sheet N1094, Rev. A

Green Products

160CMQ...SERIES SCHOTTKY RECTIFIER

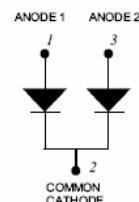
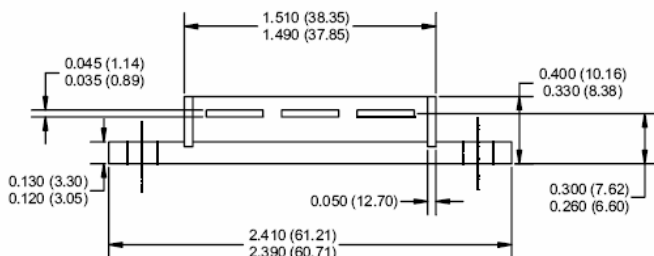
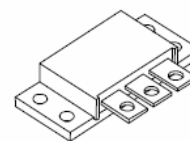
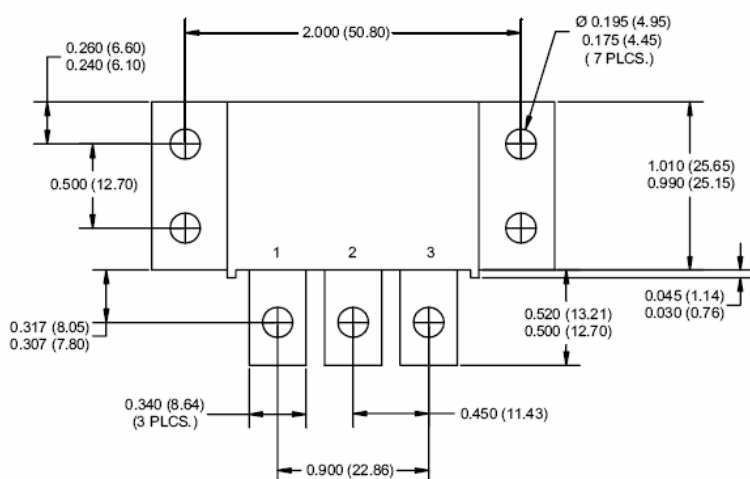
Applications:

- Switching power supply • Converters • Free-Wheeling diodes • Reverse battery protection

Features:

- 150 °C T_J operation
- Isolated heatsink
- Low profile, high current package
- Center tap module
- Low forward voltage drop
- High purity, high temperature epoxy encapsulation for enhanced mechanical strength and moisture resistance
- High frequency operation
- Guard ring for enhanced ruggedness and long term reliability
- This is a Pb – Free Device
- All SMC parts are traceable to the wafer lot
- Additional testing can be offered upon request

Mechanical Dimensions: In mm/Inches



TO-249AA

MARKING, MOLDING RESIN

Marking for 160CMQ035/040/045, 1st row SS YYWWL, 2nd row 160CMQ035/040/045, 3rd row 1 2 3 (Pin)

Where YY is the manufacture year

WW is the manufacture week code

L is the wafer's Lot Number

Molding resin

Epoxy resin UL:94V-0

Technical Data
Data Sheet N1094, Rev. A
Maximum Ratings:
Green Products

Characteristics	Symbol	Condition	Max.	Units
Peak Inverse Voltage	V_{RWM}	-	35	160CMQ035
			40	160CMQ040
			45	160CMQ045
Max. Average Forward*	$I_{F(AV)}$	50% duty cycle @ $T_C = 71^\circ\text{C}$, rectangular wave form	160	A
Max. Peak One Cycle Non-Repetitive Surge Current (peg leg)	I_{FSM}	8.3 ms, half Sine pulse	900	A
Non-Repetitive Avalanche Energy(peg leg)	E_{AS}	$T_J=25^\circ\text{C}, I_{AS}=16\text{A}, L=0.84\text{mH}$	108	mJ
Repetitive Avalanche Current(peg leg)	I_{AR}	Current decaying linearly to zero in 1 μsec Frequency limited by T_J max. $V_A=1.5 \times V_R$ typical	16	A

Electrical Characteristics:

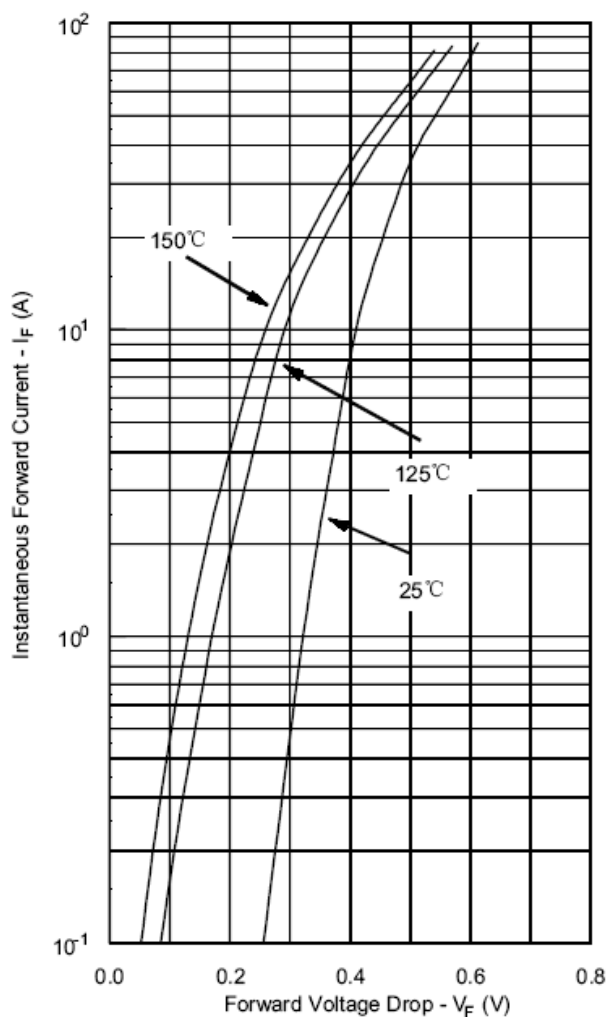
Characteristics	Symbol	Condition	Max.	Units
Max. Forward Voltage Drop (per leg) *	V_{F1}	@ 80A, Pulse, $T_J = 25^\circ\text{C}$	0.64	V
		@ 160A, Pulse, $T_J = 25^\circ\text{C}$	0.86	
Max. Reverse Current (per leg) *	I_{R1}	@ $V_R = \text{rated } V_R, T_J = 25^\circ\text{C}$	5	mA
		@ $V_R = \text{rated } V_R, T_J = 125^\circ\text{C}$	200	
Max. Junction Capacitance (per leg)	C_T	@ $V_R = 5\text{V}, T_C = 25^\circ\text{C}$ $f_{SIG} = 1\text{MHz}$	2600	pF
Typical Series Inductance (per leg)	L_S	Measured lead to lead 5 mm from package body	8.0	nH
Max. Voltage Rate of Change	dv/dt	-	10,000	V/ μs

* Pulse Width < 300 μs , Duty Cycle <2%

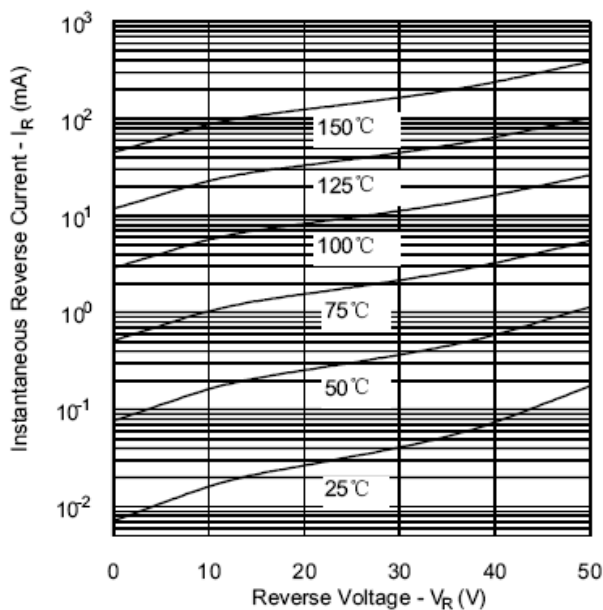
Thermal-Mechanical Specifications:

Characteristics	Symbol	Condition	Specification	Units
Max. Junction Temperature	T_J	-	-55 to +150	$^\circ\text{C}$
Max. Storage Temperature	T_{stg}	-	-55 to +150	$^\circ\text{C}$
Maximum Thermal Resistance Junction to Case (per leg)	$R_{\theta JC}$	DC operation	1.0	$^\circ\text{C/W}$
Maximum Thermal Resistance Junction to Case (per package)	$R_{\theta JC}$	DC operation	0.50	$^\circ\text{C/W}$
Typical Thermal Resistance, case to Heat Sink	$R_{\theta cs}$	Mounting surface, smooth and greased	0.10	$^\circ\text{C/W}$
Mounting Torque	T_M	-	40(min)	Kg-cm
			58(max)	
Approximate Weight	wt	-	58	g
Case Style	TO-249AA			

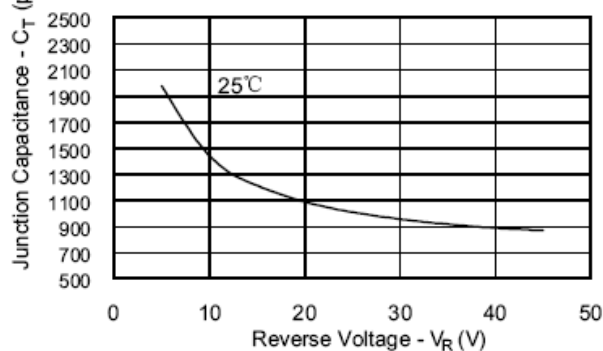
Typical Forward Characteristics



Typical Reverse Characteristics



Typical Junction Capacitance



DISCLAIMER:

- 1- The information given herein, including the specifications and dimensions, is subject to change without prior notice to improve product characteristics. Before ordering, purchasers are advised to contact the SMC - Sangdest Microelectronics (Nanjing) Co., Ltd sales department for the latest version of the datasheet(s).
- 2- In cases where extremely high reliability is required (such as use in nuclear power control, aerospace and aviation, traffic equipment, medical equipment, and safety equipment), safety should be ensured by using semiconductor devices that feature assured safety or by means of users' fail-safe precautions or other arrangement.
- 3- In no event shall SMC - Sangdest Microelectronics (Nanjing) Co., Ltd be liable for any damages that may result from an accident or any other cause during operation of the user's units according to the datasheet(s). SMC - Sangdest Microelectronics (Nanjing) Co., Ltd assumes no responsibility for any intellectual property claims or any other problems that may result from applications of information, products or circuits described in the datasheets.
- 4- In no event shall SMC - Sangdest Microelectronics (Nanjing) Co., Ltd be liable for any failure in a semiconductor device or any secondary damage resulting from use at a value exceeding the absolute maximum rating.
- 5- No license is granted by the datasheet(s) under any patents or other rights of any third party or SMC - Sangdest Microelectronics (Nanjing) Co., Ltd.
- 6- The datasheet(s) may not be reproduced or duplicated, in any form, in whole or part, without the expressed written permission of SMC - Sangdest Microelectronics (Nanjing) Co., Ltd.
- 7- The products (technologies) described in the datasheet(s) are not to be provided to any party whose purpose in their application will hinder maintenance of international peace and safety nor are they to be applied to that purpose by their direct purchasers or any third party. When exporting these products (technologies), the necessary procedures are to be taken in accordance with related laws and regulations..