

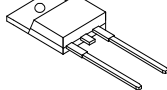
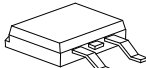
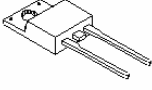
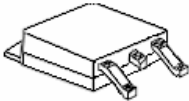
## ST8120/STB8120/STF8120/STD8120 SCHOTTKY RECTIFIER

### Applications:

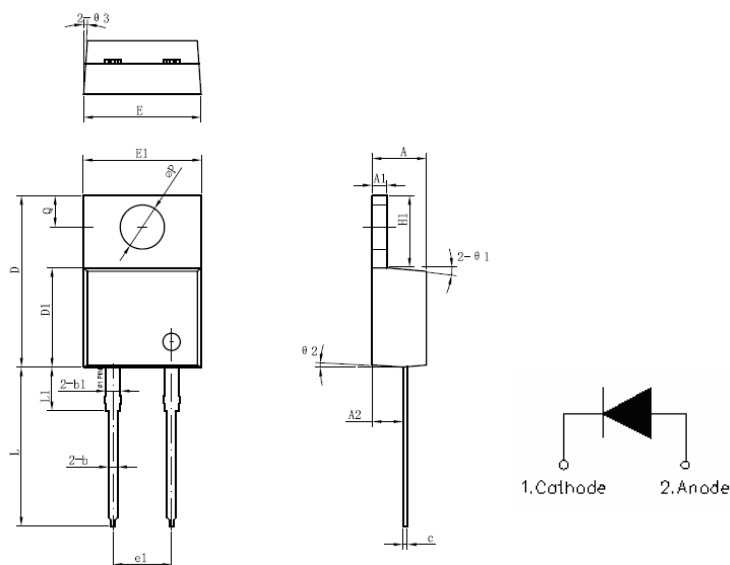
- Switching power supply
- Converters
- Free-Wheeling diodes
- Reverse battery protection

### Features:

- 150 °C T<sub>J</sub> operation
- Center tap configuration
- Ultralow forward voltage drop
- High purity, high temperature epoxy encapsulation for enhanced mechanical strength and moisture resistance
- High frequency operation
- Guard ring for enhanced ruggedness and long term reliability
- This is a Pb – Free Device
- All SMC parts are traceable to the wafer lot
- Additional testing can be offered upon request

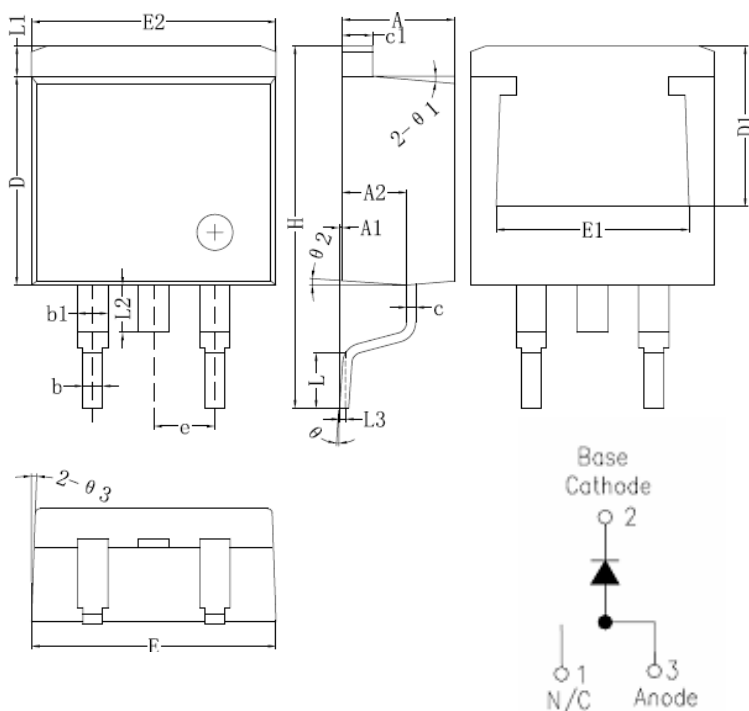
| Case styles  |   |   |   |
|--|---|---|---|
| <br><b>ST8120</b><br>TO-220AC | <br><b>STB8120</b><br>D <sup>2</sup> PAK | <br><b>STF8120</b><br>ITO-220AC | <br><b>STD8120</b><br>DPAK |

Mechanical Dimensions: In Inches / mm



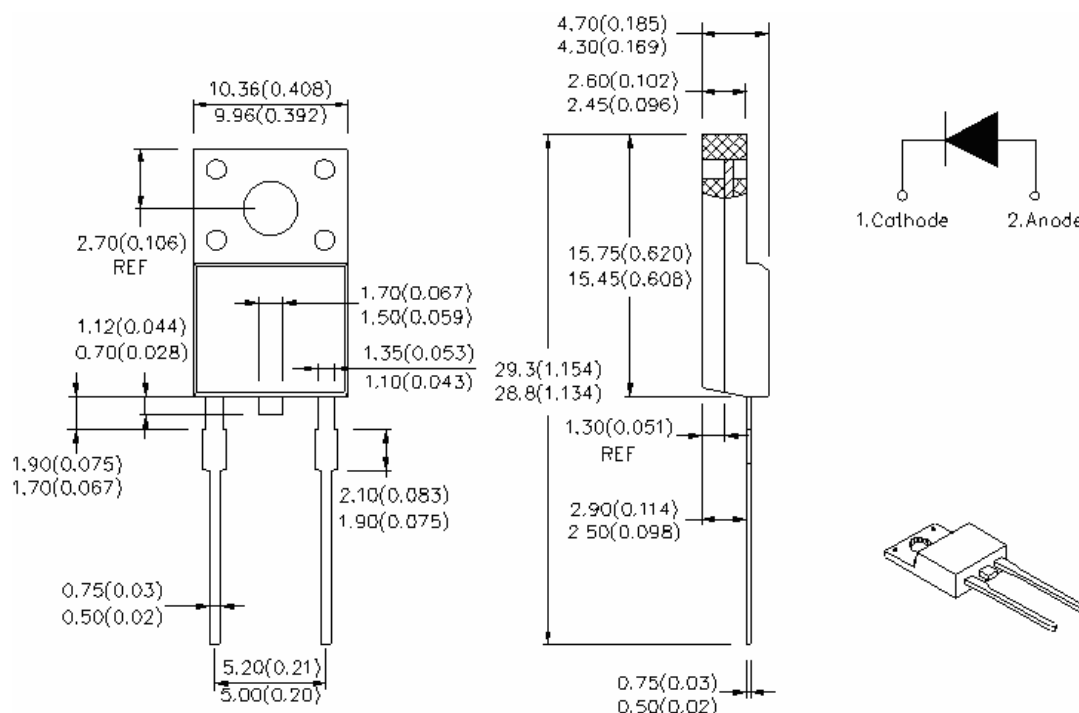
TO-220AC

| Symbol | Dimensions in millimeters |         |       |
|--------|---------------------------|---------|-------|
|        | Min.                      | Typical | Max.  |
| A      | 4.55                      | 4.70    | 4.85  |
| A1     | 1.17                      | 1.27    | 1.37  |
| A2     | 2.59                      | 2.69    | 2.89  |
| b      | 0.71                      | 0.81    | 0.96  |
| b1     |                           | 1.27    |       |
| c      | 0.36                      | 0.38    | 0.61  |
| D      | 14.64                     | 14.94   | 15.24 |
| D1     | 8.55                      | 8.07    | 8.85  |
| E      | 10.01                     | 10.16   | 10.31 |
| E1     | 9.98                      | 10.18   | 10.38 |
| e1     |                           | 5.08    |       |
| H1     | 6.04                      | 6.24    | 6.44  |
| L      | 13.00                     | 13.86   | 14.08 |
| L1     |                           | 3.80    |       |
| ΦP     | 3.74                      | 3.84    | 4.04  |
| Q      | 2.54                      | 2.74    | 2.94  |
| Ø1     |                           | 5°      |       |
| Ø2     |                           | 4°      |       |
| Ø3     |                           | 4°      |       |

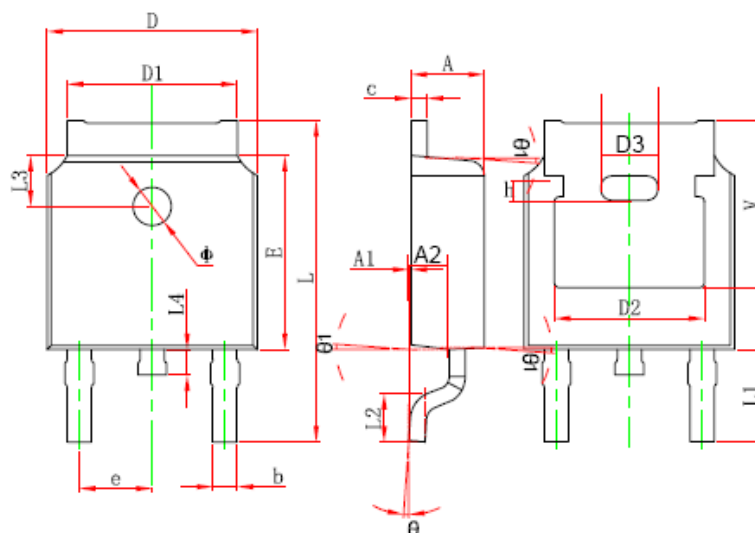


| Symbol | Dimensions in millimeters |         |       |
|--------|---------------------------|---------|-------|
|        | Min.                      | Typical | Max.  |
| A      | 4.55                      | 4.70    | 4.85  |
| A1     | 0                         | 0.10    | 0.25  |
| A2     | 2.59                      | 2.69    | 2.89  |
| b      | 0.71                      | 0.81    | 0.96  |
| b1     |                           | 1.27    |       |
| c      | 0.36                      | 0.38    | 0.61  |
| c1     | 1.17                      | 1.27    | 1.37  |
| D      | 8.55                      | 8.70    | 8.85  |
| D1     | 6.40                      |         |       |
| E      | 10.01                     | 10.16   | 10.31 |
| E1     | 7.6                       |         |       |
| E2     | 9.98                      | 10.08   | 10.18 |
| e      |                           | 2.54    |       |
| H      | 14.6                      | 15.1    | 15.6  |
| L      | 2.00                      | 2.30    | 2.70  |
| L1     | 1.17                      | 1.27    | 1.40  |
| L2     |                           |         | 2.20  |
| L3     |                           | 0.25BSC |       |
| e      | 0                         | -       | 8°    |
| e1     |                           | 5°      |       |
| e2     |                           | 4°      |       |
| e3     |                           | 4°      |       |

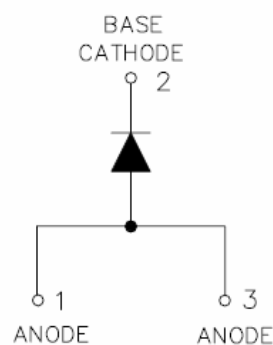
D<sup>2</sup>PAK



**ITO-220AC**

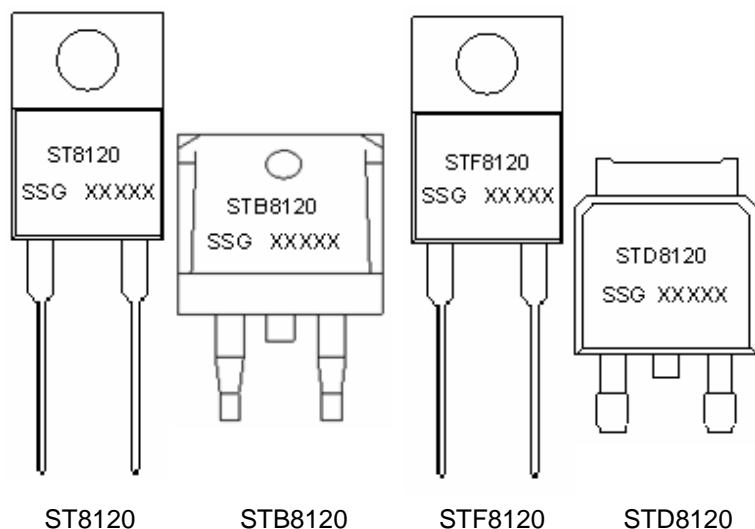


| Symbol | Dimensions In Millimeters |        | Dimensions In Inches |       |
|--------|---------------------------|--------|----------------------|-------|
|        | Min.                      | Max.   | Min.                 | Max.  |
| A      | 2.200                     | 2.380  | 0.087                | 0.094 |
| A1     | 0.000                     | 0.100  | 0.000                | 0.004 |
| b      | 0.710                     | 0.810  | 0.028                | 0.032 |
| c      | 0.460                     | 0.560  | 0.018                | 0.022 |
| D      | 6.500                     | 6.700  | 0.256                | 0.264 |
| D1     | 5.130                     | 5.460  | 0.202                | 0.215 |
| D2     | 4.830 REF.                |        | 0.190 REF.           |       |
| E      | 6.000                     | 6.200  | 0.236                | 0.244 |
| e      | 2.186                     | 2.386  | 0.086                | 0.094 |
| L      | 9.800                     | 10.400 | 0.386                | 0.409 |
| L1     | 2.900 REF.                |        | 0.114 REF.           |       |
| L2     | 1.400                     | 1.700  | 0.055                | 0.067 |
| L3     | 1.600 REF.                |        | 0.063 REF.           |       |
| L4     | 0.600                     | 1.000  | 0.024                | 0.039 |
| Φ      | 1.100                     | 1.300  | 0.043                | 0.051 |
| θ      | 0°                        | 8°     | 0°                   | 8°    |
| A2     | 0.910                     | 1.110  | 0.036                | 0.044 |
| V      | 5.350 REF.                |        | 0.211 REF.           |       |
| D3     | 1.778 REF.                |        | 0.070 REF.           |       |
| h      | 0.762 REF.                |        | 0.030 REF.           |       |
| θ1     | 7°                        |        | 7°                   |       |



**DPAK**

**Marking Diagram:**



Where XXXXX is YYWWL

ST = Device Type  
 B/F/D = Package type  
 8 = Forward Current (8A)  
 120 = Reverse Voltage (120V)  
 SSG = SSG  
 YY = Year  
 WW = Week  
 L = Lot Number

**Cautions:** Molding resin  
Epoxy resin UL: 94V-0

**Ordering Information:**

| Device  | Package                     | Shipping       |
|---------|-----------------------------|----------------|
| ST8120  | TO-220AC(Pb-Free)           | 50pcs / tube   |
| STB8120 | D <sup>2</sup> PAK(Pb-Free) | 800pcs / reel  |
| STF8120 | ITO-220AC(Pb-Free)          | 50pcs / tube   |
| STD8120 | DPAK(Pb-Free)               | 2500pcs / reel |

For information on tape and reel specifications, including part orientation and tape sizes, please refer to our Tape and Reel Packaging Specification.

**Maximum Ratings:**

| Characteristics   | Symbol      | Condition   | Max. | Units |
|---|-------------|---|------|-------|
| Peak Inverse Voltage  | $V_{RWM}$   | -   | 120  | V     |
| Average Forward Current                                     | $I_{F(AV)}$ | 50% duty cycle @ $T_C=100^\circ\text{C}$ ,<br>rectangular wave form | 8    | A     |
| Peak One Cycle<br>Non-Repetitive Surge Current<br>(per leg) | $I_{FSM}$   | 8.3 ms, half Sine pulse   | 130  | A     |

**Electrical Characteristics:**

| Characteristics                | Symbol          | Condition   | Max.   | Units |
|--------------------------------|-----------------|---|--------|-------|
| Forward Voltage Drop*          | V <sub>F1</sub> | @ 8A, Pulse, T <sub>J</sub> = 25 °C                                     | 0.88   | V     |
|                                | V <sub>F2</sub> | @ 8A, Pulse, T <sub>J</sub> = 125 °C                                    | 0.71   | V     |
| Reverse Current*               | I <sub>R1</sub> | @V <sub>R</sub> = rated V <sub>R</sub><br>T <sub>J</sub> = 25 °C        | 0.6    | mA    |
|                                | I <sub>R2</sub> | @V <sub>R</sub> = rated V <sub>R</sub><br>T <sub>J</sub> = 125 °C       | 40     | mA    |
| Junction Capacitance (per leg) | C <sub>T</sub>  | @V <sub>R</sub> = 5V, T <sub>C</sub> = 25 °C<br>f <sub>SIG</sub> = 1MHz | 450    | pF    |
| Voltage Rate of Change         | dv/dt           | -   | 10,000 | V/μs  |

\* Pulse Width < 300μs, Duty Cycle <2%

**Thermal-Mechanical Specifications:**

| Characteristics                                       | Symbol  | ST8120      | STB8120 | STD8120 | STF8120 | Units |
|---|---|-------------|---------|---------|---------|-------|
| Junction Temperature                                  | T <sub>J</sub>                                | -55 to +150 |         |         |         | °C    |
| Storage Temperature                                   | T <sub>stg</sub>                              | -55 to +150 |         |         |         | °C    |
| Maximum Thermal Resistance Junction to Case(per leg)* | R <sub>θJC</sub>                              | 2.8         | 2.8     | 2.0     | 5.5     | °C/W  |
| Approximate Weight                                    | wt  | 1.8         | 1.85    | 0.39    | 1.8     | g     |
| Case Style  | TO-220AC/ D <sup>2</sup> PAK/ DPAK/ ITO-220AC |             |         |         |         |       |



**DISCLAIMER:**

1- The information given herein, including the specifications and dimensions, is subject to change without prior notice to improve product characteristics. Before ordering, purchasers are advised to contact the SMC - Sangdest Microelectronics (Nanjing) Co., Ltd sales department for the latest version of the datasheet(s).

2- In cases where extremely high reliability is required (such as use in nuclear power control, aerospace and aviation, traffic equipment, medical equipment, and safety equipment), safety should be ensured by using semiconductor devices that feature assured safety or by means of users' fail-safe precautions or other arrangement.

3- In no event shall SMC - Sangdest Microelectronics (Nanjing) Co., Ltd be liable for any damages that may result from an accident or any other cause during operation of the user's units according to the datasheet(s). SMC - Sangdest Microelectronics (Nanjing) Co., Ltd assumes no responsibility for any intellectual property claims or any other problems that may result from applications of information, products or circuits described in the datasheets.

4- In no event shall SMC - Sangdest Microelectronics (Nanjing) Co., Ltd be liable for any failure in a semiconductor device or any secondary damage resulting from use at a value exceeding the absolute maximum rating.

5- No license is granted by the datasheet(s) under any patents or other rights of any third party or SMC - Sangdest Microelectronics (Nanjing) Co., Ltd.

6- The datasheet(s) may not be reproduced or duplicated, in any form, in whole or part, without the expressed written permission of SMC - Sangdest Microelectronics (Nanjing) Co., Ltd.

7- The products (technologies) described in the datasheet(s) are not to be provided to any party whose purpose in their application will hinder maintenance of international peace and safety nor are they to be applied to that purpose by their direct purchasers or any third party. When exporting these products (technologies), the necessary procedures are to be taken in accordance with related laws and regulations..